

video tutorial

ZEISS Axiolmager Z1


Life Imaging Center



Commissioning of the wide-field microscope Zeiss Axiomager Z1

On the premises of the
Life Imaging Center / Freiburg


Room: ground floor
R 00.017

 MIAP Units MIAP Events MICROSCOPY RESOURCES CAREER CONTACT ABOUT SEARCH

Life Imaging Center (LIC)

Axio Imager

Zeiss Axiomager Z1 upright



[Microscope Booking](#)

Location:

Room 00.017
→ Life Imaging Center (LIC)
Albert-Ludwigs University Freiburg

Contact Specialist:

Life Imaging Center (LIC) Team
+49 761 203 97132
lic@imaging.uni-freiburg.de

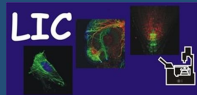
Usage Fee:

Price: 6 € / hour
*Special discounts might be applicable.
We may charge you for additional components.
For details check our [usage fee overview](#) or
the [Usage Conditions](#) document.*

Documentation:

[Objective and Fluorescence Filter Hardware](#)
[Rules for Operating ZEISS-Axio imager Z1 during CoV2 pandemic](#)
[Picture Story_How to wrap Zeiss Axiomager during CoV2 pandemic](#)
[Axio Imager ZEISS Z1 Manual](#)

<https://miap.eu/microscopy/wide-field-microscopy/lic/axioimager>



video tutorial **ZEISS Axiomager Z1**

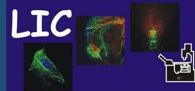
Life Imaging Center





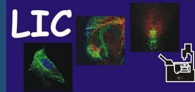
1. Step
Switch on power supply

2. Step
Switch on WBS
piezodrive 05






3. Step
Switch on the desktop
computer



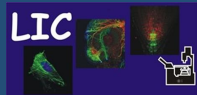
video tutorial **ZEISS Axiomager Z1**

Life Imaging Center





4. Step
Switch on HXP lamp



video tutorial **ZEISS Axiolmager Z1**

Life Imaging Center

