
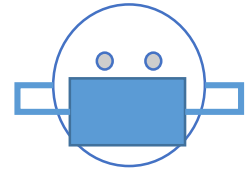
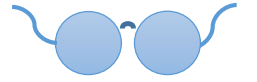


Working at the Zeiss LSM-U-NLO under special safety measures

- Wear always **lab coat**, **fresh gloves**, **mask** and **safety glasses**.
- Use always **fresh plastic wrap** for this procedures!
- Cover **the control panel** before you turn on the system.
- Wrap foil around **keyboard**, **mouse**, **touchscreen** and **loosely around xyz-controller**.
- Carefully **cover** with plastic wrap foil **both oculars** and the area **above** and **below the binocular body**
- Remove **wrap at the end of the session** and **clean with 70% ETOH!**

Lab coat fresh gloves mask safety glasses



Carefully cover with plastic wrap foil **both oculars** and the **area above and below the binocular body**, use the sticky Tesafilm for fixation if needed.



After your work – remove all the foils and throw them (crumbled up) in the **yellow bin**, clean carefully table surface, focus knobs (at microscope body and touchscreen) and joystick of xyz-controller with kitchen tissue wetted **with 70% ETOH** (still wear your gloves). **Take off gloves and lab coat only when leaving LIC rooms at the main exit!**



Please keep to these guidelines to ensure a safe working environment for all - thank you very much!

your LIC team